

Specifications

Item		Tx500P-3200DS
Printhead		On-demand piezo printhead (12 printheads arrangement in three staggered lines)
Print resolution		X : 360 dpi, 540 dpi, 720 dpi, 1,080 dpi Y : 540 dpi, 720 dpi
Maximum print width		3,290 mm
Maximum media width		3,300 mm
Built-in color fixation heater	Temperature	Standard : 180 °C (Max : 200 °C)
	Transportation / Heating method	Vertical non-contact heating system
Ink	Type	Sb320
	Ink set	4-color : Bl, M, Y, K 6-color : Bl, M, Y, K, Lbl, Lm
	Package size	2 L bottle (Large ink containers-3 L- are installed in the ink supply unit)
RIP software		TxLink3 Standard, RasterLink6
Settable paper tube diameter		1.0 mm or less
Roll media weight		130 kg or less
Roll media diameter		φ 300 mm or less
Interface		Printing data : Ethernet 1000BASE-T (recommended) * / USB2.0 Hi-speed Mail function : Ethernet 10BASE-T / 100BASE-TX / 1000BASE-T VCCI class A / FCC class / UL 775 compliance / CE Marking (EMC, Machinery directive, RoHS) / REACH
Certifications		Printer : Single-phase AC200 - 240 V ± 10%、50 / 60 Hz ± 1 Hz、29 A or less Heater : Three-phase AC200 V ± 10%、50 / 60 Hz ± 1 Hz、125 A or less
Power supply		Printer : 7 kVA or less Heater : 50 kVA or less (when 200 V)
Operational environment	Temperature	Temperature : 20 - 30 °C (68 - 86 °F)
	Humidity	Humidity : 35 - 65% Rh (Non condensing)
	Recommended Temperature	20 - 25 °C (68 - 77 °F)
	Temperature change	± 10 °C / h or less
Dust level		0.15 mg / m ² or less (Equivalent to a general office floor level)
Dimensions (W × D × H)		Printer : 5,620 mm × 3,050 mm × 1,820 mm
		Ink supply unit : 960 mm × 510 mm × 730 mm
		Heater inverter : 910 mm × 600 mm × 1,240 mm
Weight		Printer : 2,390 kg
		Ink supply unit : 30 kg Heater inverter : 140 kg

*We recommend Ethernet connection for optimum usage due to high processing speed of the printer. In the case of USB 2.0 connection, printing speed may be slow.

Software

"TxLink3 Standard" or "RasterLink6" can be choose as standard

Software RIP for Multi Color Separation

TxLink3

- ◆ Spot color can be assigned to each color on separation plates.
- ◆ ICC profile creation from CMYK + spot colors.
- ◆ Color replacement on raster data
- ◆ A variety of paneling functions, including step-and-repeat layout, which are useful for textile designing.

User friendly RIP "RasterLink 6"

RasterLink6

- ◆ More beautiful and advanced print results are achieved by following a user-friendly interface that is easy to operate.
- ◆ Color replacement function enhances the ability to re-create printed images.
- ◆ Print color can be simulated on Illustrator / Photoshop without an actual print
* This function requires MPM2 (Mimaki Profile Master 2).

<Supports Web update function>

- ◆ Program update and profile download can be easily performed via internet.

Supply

Name		Code	Remarks
Dye sublimation ink Sb320	Blue	SB320-BLD-BB	2 L bottle "ECO PASSPORT" Acquired Certification (Certificate No. NEPI606)
	Magenta	SB320-MD-BB	
	Yellow	SB320-YD-BB	
	Black	SB320-KD-BB	
	Light blue	SB320-LBD-BB	
	Light magenta	SB320-LMD-BB	
Cleaning liquid 03		FL003-Z-BB	2 L bottle

●Some of sample images in this brochure are simulated. ●Specifications, designs and dimensions stated in this brochure may be subject to change without notice (for technical improvements, etc).
●All product and company names in this brochure are trademarks or registered of the respective companies. ●The printhead ejects extremely fine dots for printing, and therefore printed colors may vary after replacing the printheads. ●When using multiple printer units, printed colors would be different slightly because there is a slight difference among those units. ●Depending on image files used for printing, the print quality would be affected when printing in a low-resolution mode with the lowest number of passes.

mimaki.com

MIMAKI ENGINEERING CO., LTD.

2182-3 Shigeno-otsu, Tomi-city, Nagano 389-0512, Japan
Tel: +81-268-78-2288

Mimaki Global Network

USA
Brazil
India
Taiwan
Singapore

MIMAKI USA, INC.
MIMAKI BRASIL COMERCIO E IMPORTACAO LTDA
MIMAKI INDIA PRIVATE LIMITED
MIMAKI ENGINEERING (TAIWAN) CO.,LTD.
MIMAKI SINGAPORE PTE. LTD.

Europe
Indonesia
Australia
China

MIMAKI EUROPE B.V.
PT. MIMAKI INDONESIA
MIMAKI AUSTRALIA PTY. LTD.
SHANGHAI MIMAKI TRADING CO.,LTD.

For
TEXTILES &
APPAREL

3.2 m Wide Direct-to-Textile Sublimation Inkjet Printer

Mimaki™

Tx500P-3200DS

Printing

Color fixation

ONE STOP!





ONE STOP!


Printing and color fixation occur in a single printer unit

Color fixing unit is linked to the printer making possible printing and color fixing in "One-Stop" process. This novel feature allows printing and color fixing almost simultaneously and considerably reduces production time. Further, it accommodates demands for large-lot print production and expands business opportunities.




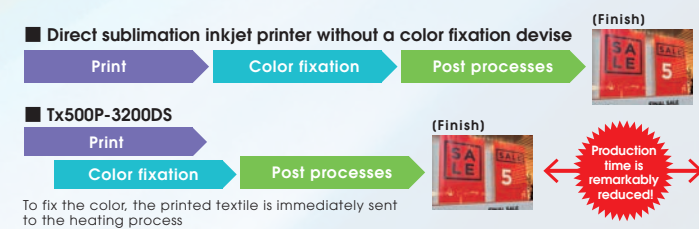
3.2 m Super Wide Printer

"Tx500P-3200DS" can print on 3.2 wide polyester fabric. The super wide direct-to-textile sublimation inkjet printer is suitable for printing on increasingly popular large size soft sign and various home furnishing products.



Color fixation built-in equipment expands business opportunities

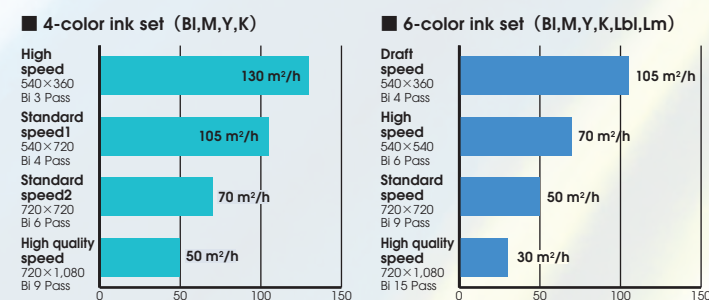
Direct sublimation transfer printing requires the fixing of printed inks on polyester through heating. The Tx500P-3200DS contains a heating device and the printer and the heater units are linked. The printer starts printing when the heater reaches the optimum temperature and thus printing and color fixing become an effective operation. This novel feature considerably reduces production time and expands business opportunities by accommodating demands from sample creation to large-lot print production.



Maximum 130m²/h* printing speed

To achieve high printing speed, 12 printheads are arranged in a staggered 3-line array. A range of printing modes, from a high-speed mode to a high-quality mode, is available to best suit the required finished print appearance.

* 130 m²/h (4-color, high-speed mode, 540 x 360 dpi, Bi, 3 Pass)



* Depending on media type, the printing speed and coloring conditions may vary. Before purchasing this product, we highly recommend to conduct preliminary test according to each customer's individual situation.

Stable textile transportation assures accurate printing

AMF*1 and VTTS*2 are installed in the feeding and take-up units to secure the stable textile feeding of the rolled media (width : 3.2 m, weight : 130 kg) and minimize textile shrinkage after heating. Furthermore, a pulling roller smooths polyester fabrics, which have the tendency to wrinkle. These features maintain an appropriate tension in the textile throughout the printing process to deliver beautiful print results.

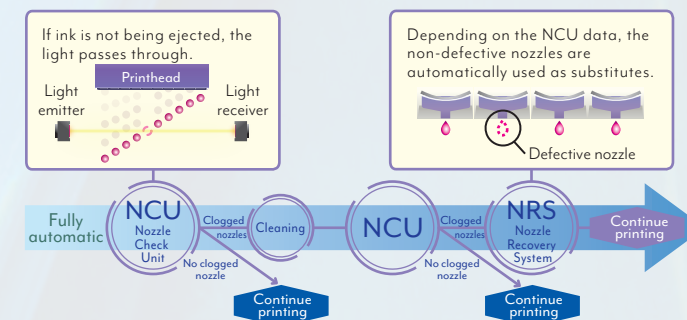


*1 The AMF applies an appropriate tension to the textile through a tension bar.

*2 By pulling media down vertically, feeding errors are reduced, thus increasing print stability.

Uninterrupted printing solutions


Mimaki's own automatic nozzle checking system is incorporated. When clogged nozzles are located, these are automatically cleared, reducing waste printing. If the clogged nozzles are not recovered after cleaning through the NCU function, the NRS function selects substitute nozzles and then restarts printing. The printing continues without interruption and without waiting for a technician to come and repair the defective nozzle.




MAPS 4* reduces banding

Banding and uneven color printing are reduced with blurred boundaries similar to graduation printing.

* MAPS4 : Mimaki Advanced Pass System 4



MAPS: ON



MAPS: OFF


Ink supply unit enables long-time continuous printing

Large (3 L) ink containers are installed to an external ink supply unit. Ink can be filled into the container during long-time continuous printing. A degassing mode is installed to the printhead carriage to allow the use of affordable undegassed inks.




Excellent ink ejection technology realizes high image quality

Mimaki's unique waveform control technique achieves precise placement of ink droplets onto the media without losing ink droplet circularity. This technique allows sharp edges, characters and ruled lines to be printed.



With waveform control



Without waveform control